

2020

ULSTER COUNTY EXECUTIVE BUDGET



PATRICK K. RYAN
ULSTER COUNTY EXECUTIVE

2020 BUDGET SUMMARY

**ULSTER COUNTY
2020 EXECUTIVE BUDGET
BUDGET SUMMARY INDEX**

Executive Budget Summary	1
Executive Budget Initiatives	4
Executive Budget Charts	8
Summary By Responsibility Center	14
Statement of Debt	16
Debt Authorized & Unissued	18
Property Exemption Report	20

2020 Executive Budget Summary

County Executive Patrick K. Ryan’s 2020 Executive Budget reduces the County’s property tax levy while targeting new investments that align with his “Big Five” priorities. As a result of the County’s continued strong fiscal management and growing sales and occupancy tax revenues, the portion of County expenditures funded by property taxes decreased for the eighth consecutive year, to the lowest level in a decade. At the same time, total appropriations increased by \$13.02 million, reflecting a series of strategic investments to improve services for Ulster County’s 180,000 residents.

2020 Executive Budget Recommendation (\$ in millions)			
	2019 Adopted	2020 Executive	Change
Total Appropriations	\$329.26	\$342.28	\$13.02
Total Department Revenues	\$243.97	\$253.39	\$9.42
Total County Cost	\$85.29	\$88.89	\$3.60
Appropriated Fund Balance	\$8.78	\$12.58	\$3.80
Real Property Tax Levy	\$76.51	\$76.31	(\$0.20)

- Real Property Taxes:** To further reduce the burden of property taxes on County residents, the 2020 Executive Budget reduces the County’s Real Property Taxes by \$191,273. The 2019 Real Property Tax Levy of \$76,509,031 is reduced to \$76,317,758 for Fiscal Year 2020.

Property Tax Levy History							
	2014	2015	2016	2017	2018	2019	2020
Tax Levy (\$ in millions)	\$78.73	\$77.94	\$77.09	\$76.89	\$76.70	\$76.51	\$76.31
Equalized Full Taxable Value (\$ in billions)	\$17.97	\$17.88	\$17.92	\$18.01	\$18.20	\$18.69	\$19.48

2020 Executive Budget Summary

- Appropriation Summary:** The 2020 Executive Budget recommends total appropriations of \$342.28 million for Fiscal Year 2020. This represents an increase of \$13.02 million over 2019 appropriations to fund new programs and services that aim to reduce opioid-related fatalities, expand the use of renewable energy sources, ensure meaningful and adequate public legal defense, enhance government accessibility and transparency and provide greater access to economic mobility for all residents.

2020 Executive Budget Appropriation Summary (<i>\$ in millions</i>)			
	2019 Adopted Budget	2020 Executive Budget	Change
Social Services	\$117.84	\$119.59	\$1.75
Sheriff	\$34.45	\$36.40	\$1.95
Department of Public Works	\$30.10	\$30.92	\$0.82
Mental Health	\$13.04	\$13.19	\$0.15
Debt Service	\$12.10	\$13.77	\$1.67
Probation	\$7.75	\$8.22	\$0.47
Public Health	\$7.58	\$7.72	\$0.14
Information Services	\$7.30	\$7.52	\$0.22
UCAT	\$5.73	\$6.87	\$1.14
Community College	\$6.40	\$6.40	\$0.00
Other	\$86.97	\$91.68	\$4.71
Total Appropriations	\$329.26	\$342.28	\$13.02

2020 Executive Budget Summary

- Revenue Summary:** The 2020 Executive Budget estimates a total of \$253.39 million in department revenues for Fiscal Year 2020. This is an increase of \$9.42 million in estimated department revenues from the 2019 Adopted Budget. When combined with \$12.58 million in funds appropriated from the County's existing fund balance, the 2020 Executive Budget calls for \$76.31 million to be raised through real property taxes, which represents a decrease from 2019 of \$0.20 million, or 0.25%.

2020 Executive Budget Revenue Summary (\$ in millions)			
	2019 Adopted Budget	2020 Executive Budget	Change
General Government	\$149.50	\$157.47	\$7.97
Education	\$0.09	\$0.09	\$0.00
Public Safety	\$7.19	\$6.75	(\$0.44)
Public Health	\$12.36	\$12.62	\$0.26
Transportation	\$7.85	\$9.05	\$1.20
Economic Assistance and Opportunity	\$63.95	\$64.47	\$0.52
Culture and Recreation	\$0.48	\$0.46	(\$0.02)
Home and Community Service	\$0.74	\$0.74	\$0.00
Employee Benefits	\$1.58	\$1.42	(\$0.16)
Debt Service	\$0.23	\$0.32	\$0.09
Subtotal	\$243.97	\$253.39	\$9.42
Real Property Tax	\$76.51	\$76.31	(\$0.20)
Appropriated Fund Balance	\$8.78	\$12.58	\$3.80
Total Revenue and Other Sources	\$329.26	\$342.28	\$13.02

2020 Executive Budget Summary

2020 Budget Initiatives

Upon taking office County Executive Ryan outlined his top five priorities for Ulster County, which include: A Green New Deal for Ulster County; Tackling the Opioid Epidemic; Growing and Diversifying our Economy for All; Ensuring Justice for All Residents; and Making County Government More Responsive and Responsible.

The budget proposal includes funding for key initiatives to accomplish these goals, such as a Green Careers Academy, the creation of new positions in the Sheriff's Office who will be assigned to combat the opioid epidemic, additional public defenders to help ensure equal access to justice, a new Department of Economic Development focused on the future success of the entire County, the County's first-ever Chief Diversity Officer, and bringing County government on the road through launching a Mobile County Government program.

A Green New Deal for Ulster County

County Executive Ryan is committed to implementing a Green New Deal for Ulster County because we can no longer wait when it comes to our climate. Next year's budget includes the following initiatives to help Ulster County become the epicenter of an emerging green economy.

Green Careers Academy

This brand-new initiative in partnership with SUNY Ulster will deliver the skills and expertise needed to land a job in the expanding clean technology industry. Green careers can be found at all levels of building design, maintenance and construction. This unique program, created through a public-private partnership, will offer free or reduced tuition to train Ulster County's youth, active volunteer firefighters, veterans, low-income and long-term unemployed people in entry-level Clean Tech courses enabling them to apply for work in one of the many clean technology companies in Ulster County.

Additional funding for the Department of the Environment

As a part of the 2020 Budget, the Ulster County Department of the Environment received a 15% increase from last year's Executive budget. This increase will provide for more dedicated resources to help implement the County's Climate Action Plan and remain on the cutting edge in developing and implementing climate and sustainability initiatives.

100% renewable energy by 2030

County Executive Ryan's first Executive Order upon taking office was to establish an aggressive goal to supply 100% of the electricity consumed by the County's buildings and fleet from locally-generated, renewable sources by 2030. To continue progress toward this goal, the County will continue to pursue a new solar project in 2020 that will double the amount of renewable energy generated by Ulster County, increasing renewable generation from 20% of the County's use to 40%. The 2020 Executive Budget also includes funding to transition the UCAT bus fleet toward renewable goals by purchasing three new electric buses and a high voltage charging station at the UCAT Transportation Center.

2020 Executive Budget Summary

Tackling the Opioid Epidemic

With nearly \$3 million in grant funding specific to tackling the opioid epidemic in Ulster County, County Executive Ryan is announcing several initiatives that will assist in his goal of reducing opioid fatalities by 50% in two years.

Additional funding for the Sheriff's Office

The Sheriff's Office will receive two new deputies who will be assigned to the Opioid Response As County Law Enforcement (ORACLE) program. These deputies will be included in an overdose response team that will include a plain-clothes officer, a mental health professional, a peer advocate, and a rehabilitation planner/specialist that will respond within 72 hours to meet with the individual who suffered an overdose as well as their family.

Implementation of multi-year CHASE grant

The Department of Health has been awarded a \$2.5 million dollar CHASE grant, which is a 3-year long grant designed to identify and close the gaps in our current prevention and treatment system.

Ulster County to reduce opioid fatalities by 50% in two years.

Between 2015 and 2018, there was a 93% increase in opioid fatalities—the second highest rate of any county in New York State outside of New York City. County Executive Ryan has appointed a Director of Opioid Prevention Strategy within the Department of Health and Mental Health to focus on creating a strategic plan to combat the opioid crisis. The Department of Health and Mental Health has established a Strategic Action Team to identify and work to remove barriers, continue to research best and promising practices, measure progress, and recommend needed adjustments to improve outcomes.

Grow and Diversify our Economy for All

County Executive Ryan is committed to growing and diversifying our economy for all. While Ulster County has experienced economic gains, over 40% of Ulster County residents continue to live paycheck-to-paycheck. These initiatives aim to address how we can reinvigorate Ulster County's economy to provide for economic opportunities for all residents.

Ulster 2040 Working Group

The Ulster 2040 Working Group will chart the course for future growth that benefits all Ulster County residents. The primary goal of Ulster 2040 is to align and focus the County's economic, workforce and community development investments toward a set of targeted focus sectors, and to identify the necessary steps to ensure that all County residents will benefit from a growing and changing economy. The working group is made up of a diverse group of community leaders from throughout Ulster County, representing a range of industries, occupations, and interests.

Funds to Provide Homeownership Opportunities

The most recent housing efforts in Ulster County are being funded through a \$590,000 CDBG grant that will be administered by RUPCO. This grant will help to provide increased homeownership opportunities for low and

2020 Executive Budget Summary

moderate income families in the County. The funding will be used to provide gap financing above what a bank is willing to lend to close the deal.

Establishing the first ever Department of Economic Development

The 2020 Budget Proposal includes the creation of the first ever separate Department of Economic Development. This new department structure allows for robust leadership, transparent approaches to delivering economic development for all, and will allow the County to put funds behind a new approach to economic development in Ulster County by increasing spending by nearly 25%.

Ensure Justice for All Residents

An effective County government must do its best to engage with and reflect the public that it serves. While Ulster County has made great strides in recent years, our residents often express frustration at the slow pace of change. To accelerate our progress, next year's budget includes the following initiatives to further the mission of ensuring justice for all Ulster County residents.

Seven new positions in the Public Defender's office

Starting in 2020, the Ulster County Public Defender's office will have an additional seven position added to better serve Ulster County residents in need of an attorney. The 2020 budget proposal includes additional Assistant Public Defenders, investigators, and support staff. This will reduce caseloads and dramatically improve the quality of services provided to the indigent members of our community. All newly-hired Assistant Public Defenders will also receive special training in advocating for veterans who, in many instances, find themselves facing criminal charges stemming from the after-effects of their devoted service to our country.

Full-time Youth Bureau Director and Human Rights Commissioner

The Ulster County 2020 Executive Budget includes a full-time Youth Bureau Director and Human Rights Commissioner. Previously, both positions were part-time. This will allow for the Human Rights Commission and the Youth Bureau to have devoted staff to address and advocate for residents because protecting our young people and ensuring justice for our residents are not part time jobs.

Ulster County's first ever Chief Diversity Officer

For the first time ever, the Ulster County 2020 Executive Budget includes a Chief Diversity Officer which will focus on ensuring our Ulster County workforce will be representative of the population it serves. This position will help inform and equip constituents about civil service exams, with a focus on reaching out to communities that have not been previously engaged to discuss county employment opportunities and provide employment training. This position will be a part of the Ulster County Personnel Office.

A More Responsive and Responsible County Government

Ulster County has a responsibility to deliver the absolute best services to residents and ensure that the County is responsive to their needs. As part of County Executive Ryan's final "Big Five" priority to ensure a more responsive and responsible government, the 2020 Executive Budget includes initiatives to make County government as accessible, efficient, and effective as possible.

2020 Executive Budget Summary

Innovation Team

Ulster County Executive Ryan announced the creation of a new Innovation Team which focuses on strengthening the culture of accessibility, responsiveness, and accountability within County government and on developing new partnerships to help ensure that the County's 180,000 residents receive the best possible services at the greatest value. The new team will utilize data, research and best practices to help drive improved outcomes related to County services. The 2020 Executive Budget includes funding for three staff positions within the Innovation Team.

Additional Funding for the Office for the Aging

In the 2020 Executive Budget, the Ulster County Office for the Aging will see an increase in funding to expand services to assist seniors to be as independent as possible, for as long as possible. The office has been awarded an additional \$175,000 in funding to provide for a full-time Case Manager and additional personal care services allowing the Office for the Aging to reach and assist more of its senior citizen population.

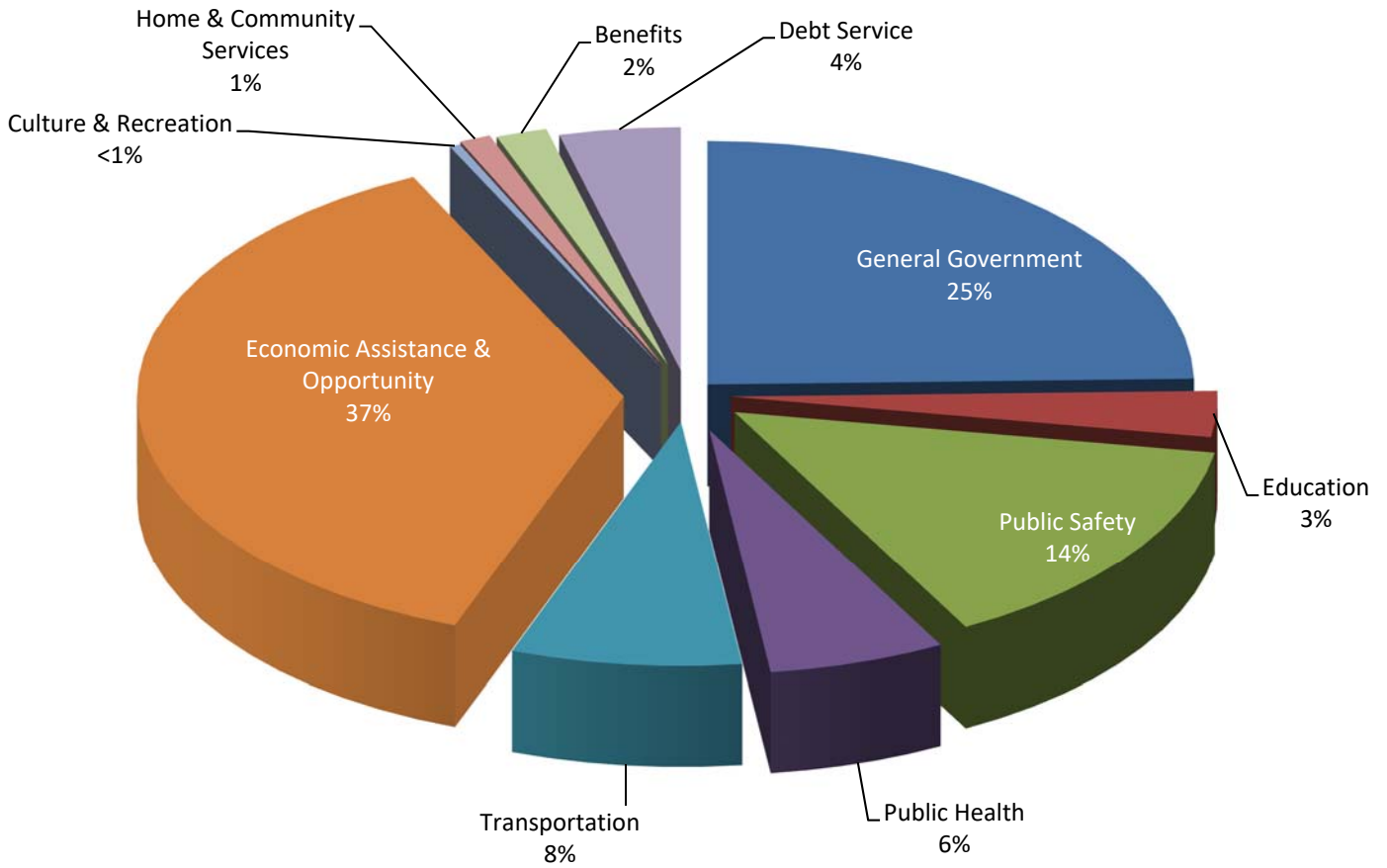
Mobile County Government

Upon taking office, County Executive Ryan committed to holding an open, public town hall forum in every town in Ulster County. Expanding on this initiative, County Executive Ryan announced today that he will take County government on the road to bring services directly to municipalities across the County where the County Executive and other departmental employees will work out of town offices to meet residents where they are and provide resources.

2020 Executive Budget Summary

2020 Executive Budget Expenditure Summary By Department Type								
	General Fund (A)	Community Development Fund (B)	County Road Fund (D)	Road Machinery Fund (E)	Self-Insurance Fund (S)	Debt Service Fund (V)	Total	% of Total
General Government	\$73,609,953				\$10,669,874		\$84,279,827	24.62%
Education	\$10,360,863						\$10,360,863	3.03%
Public Safety	\$49,556,077						\$49,556,077	14.48%
Public Health	\$20,060,814						\$20,060,814	5.86%
Transportation	\$6,926,850		\$15,418,886	\$3,812,236			\$26,157,972	7.64%
Economic Assistance & Opportunity	\$125,310,164	\$2,174,171					\$127,484,335	37.25%
Culture & Recreation	\$1,217,750						\$1,217,750	0.36%
Home & Community Services	\$3,555,752						\$3,555,752	1.04%
Benefits	\$5,838,217						\$5,838,217	1.71%
Debt Service	\$950,000					\$12,819,060	\$13,769,060	4.02%
Total	\$297,386,440	\$2,174,171	\$15,418,886	\$3,812,236	\$10,669,874	\$12,819,060	\$342,280,667	100%

2020 Executive Appropriation Summary

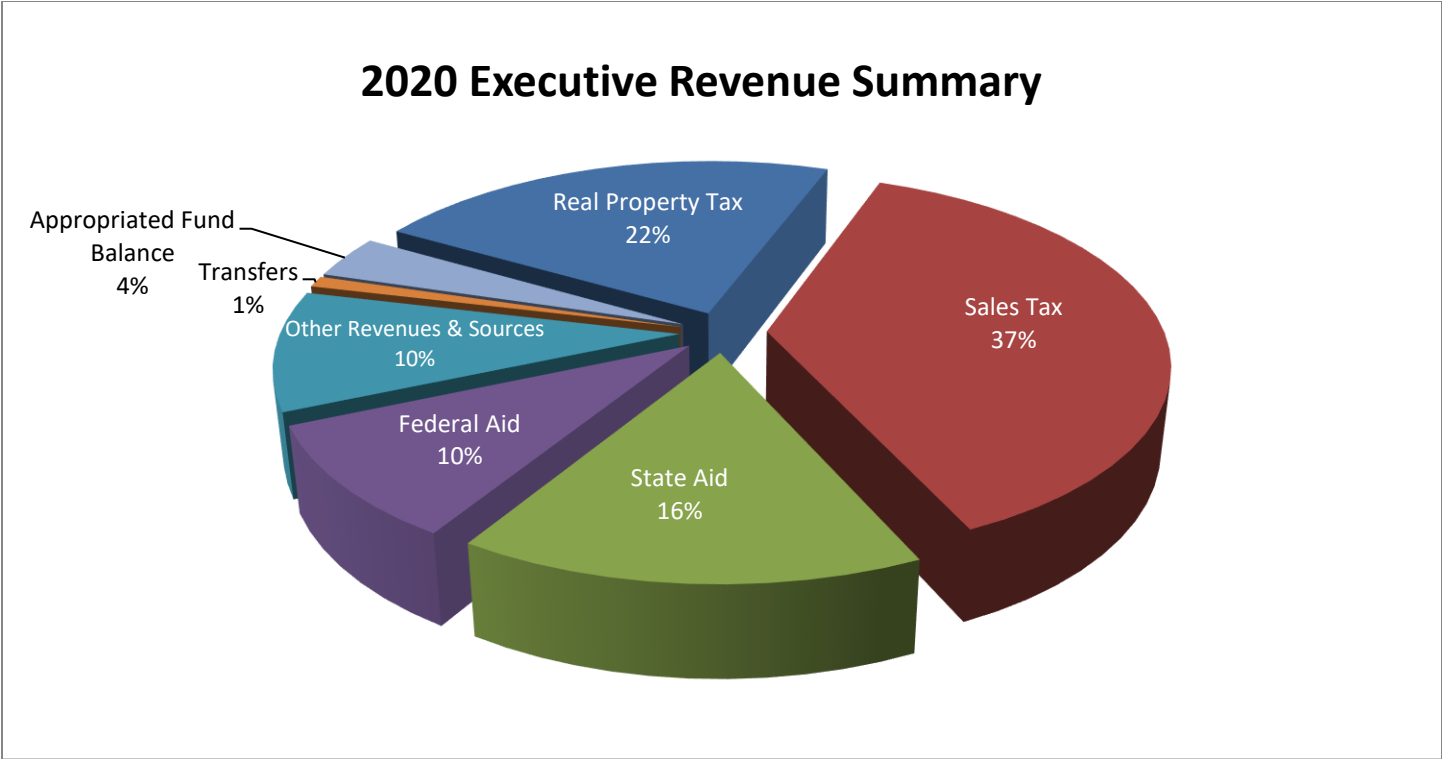


2020 Executive Budget Selected Departments By Type

Economic Assistance	Culture & Recreation	Home & Community	Employee Benefits	General Government	Education	Public Safety	Public Health	Transportation
DSS	Parks	Planning	Hospital & Medical	Legislature	Community College	Sheriff	Department of Health	UCAT
OET	Youth Programs	Environment	Disability	DA	College Chargebacks	E-911	WIC	Highway
Veterans		Human Rights		County Executive		Probation	Mental Health	Snow Removal
Office of Aging				County Clerk		Safety Inspection		Machinery
Weights & Measures				Board of Elections		Fire Coordinator		Engineering

2020 Executive Budget Summary

2020 Executive Budget Revenue Summary		
Revenue Summary By Type		
	2020 Executive Budget	Percent of Budget
Real Property Tax	\$76,317,758	22.30%
Sales Tax	\$128,561,423	37.56%
State Aid	\$53,649,193	15.67%
Federal Aid	\$33,091,619	9.67%
Other Revenues & Sources	\$34,862,851	10.18%
Transfers	\$3,216,316	0.94%
Appropriated Fund Balance	\$12,581,507	3.68%
Total	\$342,280,667	100.00%

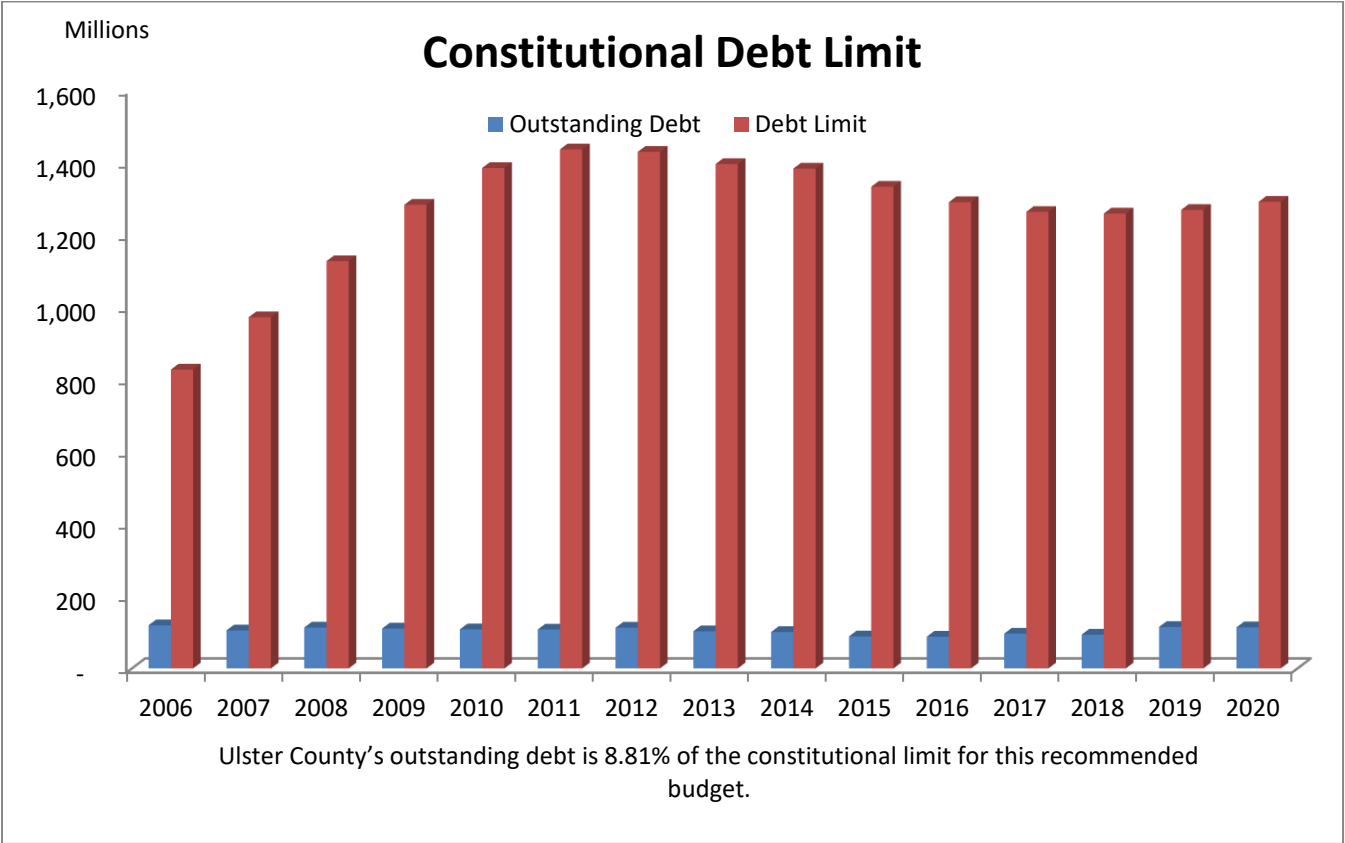
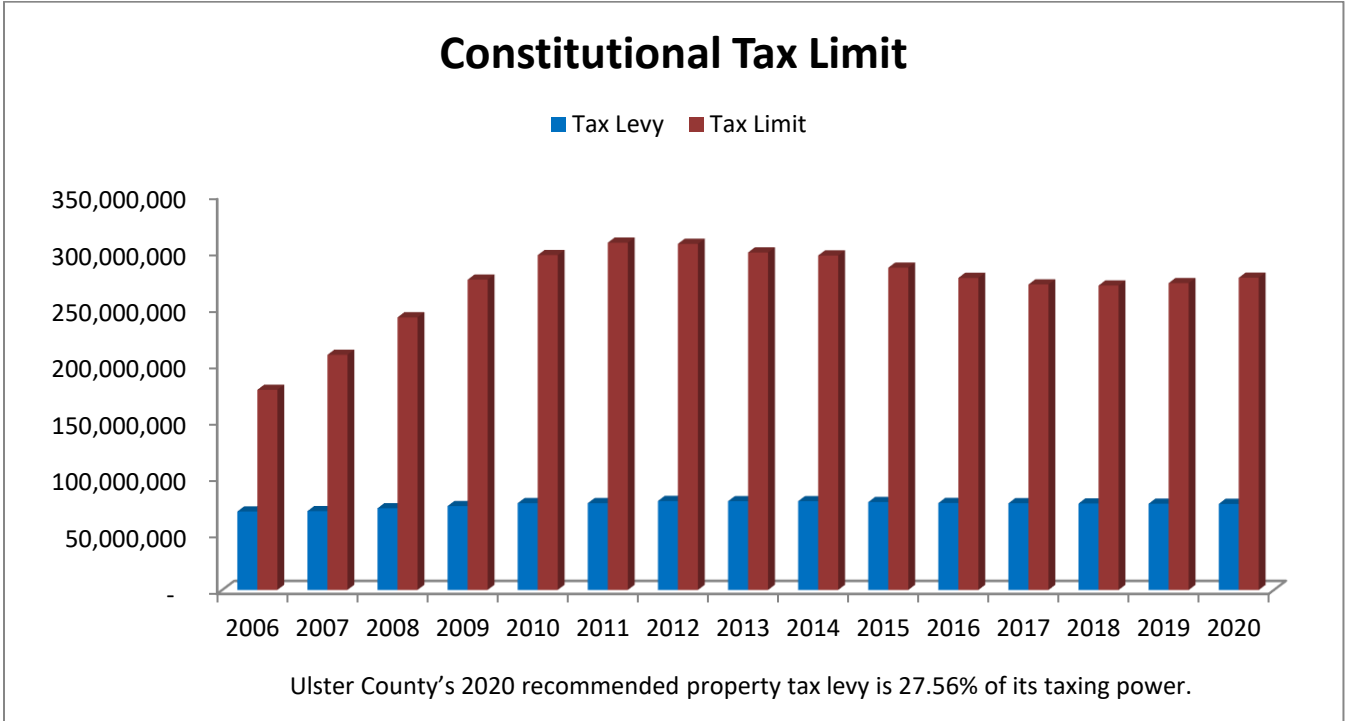


2020 Executive Budget Summary

2020 Executive Budget Recommendation Payroll Summary

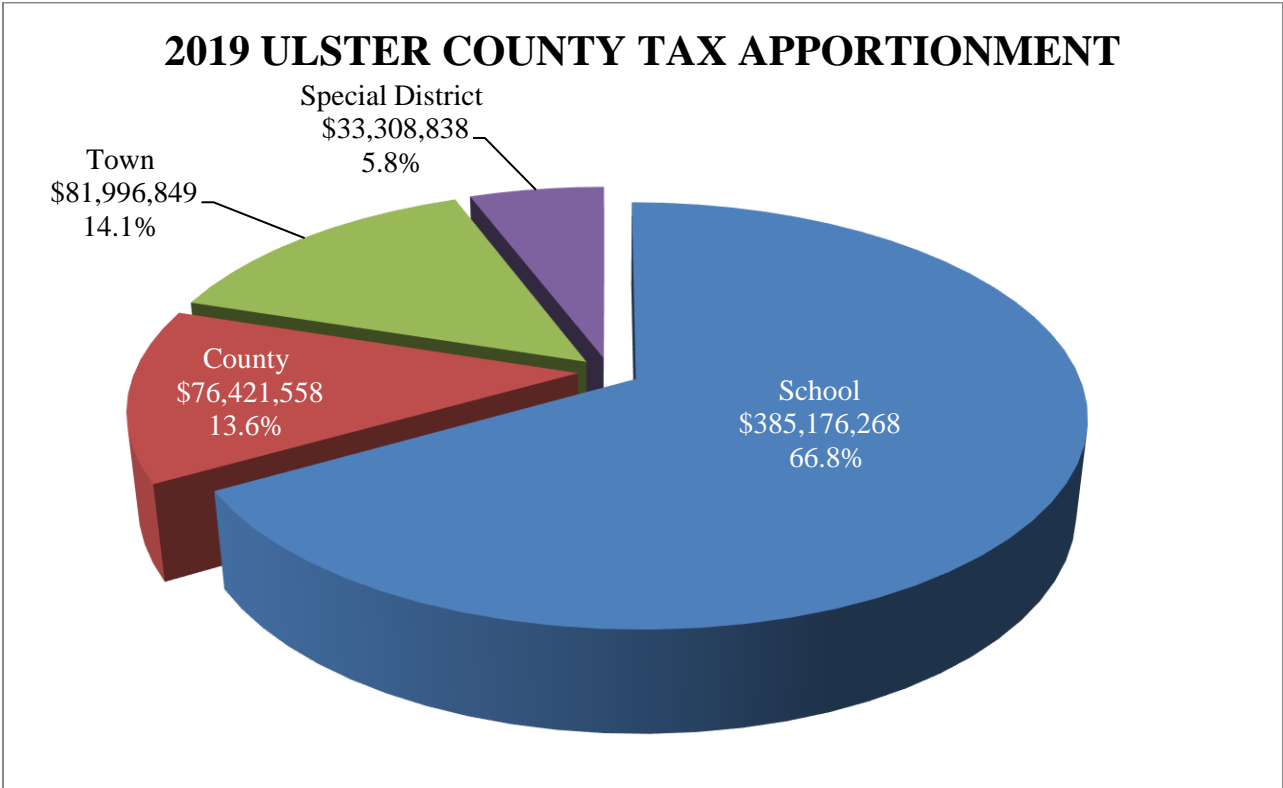
	2019 Adopted Budget	2020 Executive Budget	Change
Regular Pay	\$74,452,620	\$77,407,981	\$2,955,361
Part Time Pay	\$4,522,810	\$5,248,920	\$726,110
Overtime	\$3,196,790	\$3,403,846	\$207,056
Separation Pay	\$1,360,000	\$1,364,000	\$4,000
Holiday Pay	\$894,094	\$918,781	\$24,687
Longevity	\$637,441	\$620,256	(\$17,185)
Differential Pay	\$481,077	\$546,503	\$65,426
On Call Pay	\$361,675	\$500,675	\$139,000
207C Pay	\$171,000	\$252,000	\$81,000
Line Up Pay	\$253,882	\$266,500	\$12,618
Stipend Pay	\$82,750	\$83,000	\$250
Total	\$86,414,139	\$90,612,462	\$4,198,223

2020 Executive Budget Summary



2020 Executive Budget Summary

Estimated Operating Fund Balance <i>End of 2019 After Deducting Reserves</i>	
Fund	Estimated Amount
General Fund	\$38,180,923
Special Grant Fund	\$156,099
County Road Fund	\$3,297,097
Road Machinery Fund	\$3,521,248
Debt Service Fund	\$3,972,170
Total	\$49,127,537



Summary By Responsibility Center

Responsibility Center	Fund	Department Title	Appropriations	Est. Revenue	Net County Share
County Executive					
Aging	A	Aging, Programs for the	3,418,733	2,560,832	(857,901)
Arson Task Force	A	Arson Task Force	61,626	-	(61,626)
County Attorney	A	County Attorney	1,800,273	-	(1,800,273)
County Executive	A	County Executive	1,060,868	-	(1,060,868)
	A	Historian	1,950	-	(1,950)
Economic Development	A	Economic Development	757,096	-	(757,096)
Emergency Management	A	E911 - Public Safety Communications	4,214,002	1,649,314	(2,564,688)
Employment & Training	B	Employment and Training	917,771	917,771	-
	B	Job Training Services	950,400	950,400	-
	B	Participant Support	6,000	6,000	-
Environment	A	Environmental Control	721,084	257,863	(463,221)
Finance	A	Bond Anticipation Notes	950,000	250,000	(700,000)
	A	Budget	349,939	-	(349,939)
	A	Community College Tuition	3,950,000	75,000	(3,875,000)
	A	Contribution to Community College	6,400,863	-	(6,400,863)
	A	Finance	4,280,588	9,972,000	5,691,412
	A	Real Property	507,414	14,500	(492,914)
	B	Rehabilitation Loans & Grants	300,000	300,000	-
	A	Retirement	585,839	585,839	-
	A	Sales Tax	18,424,331	128,561,423	110,137,092
	A	Unified Court Budget Costs	28,500	-	(28,500)
	V	Debt Service Fund	12,819,060	65,000	(12,754,060)
Fire Coordinator	A	Fire Coordinator	214,643	3,700	(210,943)
Human Rights	A	Human Rights Commission	132,404	-	(132,404)
Information Services	A	Information Services	7,516,831	67,000	(7,449,831)
Insurance	A	Disability Insurance	113,982	9,400	(104,582)
	A	Insurance, Unallocated	5,305,463	323,500	(4,981,963)
	S	Self Insurance Fund	10,669,874	10,669,874	-
Mental Health	A	Contracted Narcotics Addiction Cntrl	1,179,062	919,422	(259,640)
	A	Mental Health Administration	1,360,010	659,900	(700,110)
	A	Mental Health Programs	1,739,144	9,000	(1,730,144)
	A	Mental Health Services, Contracted	8,566,270	7,084,060	(1,482,210)
	A	Psychiatric Expend, Criminal	350,000	-	(350,000)
Personnel	A	Hospital & Medical Insurance	3,010,750	825,000	(2,185,750)
	A	Other Benefits	2,077,646	-	(2,077,646)
	A	Personnel	1,593,111	20,000	(1,573,111)
	A	Unemployment Insurance	50,000	-	(50,000)
Planning	A	Planning	1,410,918	487,000	(923,918)
Probation	A	Probation	8,037,032	3,032,637	(5,004,395)
	A	Rehabilitation Services	184,763	42,750	(142,013)
Public Defender	A	Public Defender	3,805,386	2,047,670	(1,757,716)
Public Health	A	Medical Examiner	848,000	700	(847,300)
	A	Other Education	10,000	10,000	-
	A	Public Health	6,050,000	3,150,145	(2,899,855)
	A	WIC Program	816,328	802,447	(13,881)
Public Works	A	Buildings and Grounds	9,225,052	962,584	(8,262,468)
	A	Central Garage	849,850	401,500	(448,350)
	A	Off-Street Parking	55,378	51,200	(4,178)
	A	Parks	533,040	198,495	(334,545)
	A	Public Works Administration	1,021,746	1,200,000	178,254
	D	Engineering	485,792	-	(485,792)
	D	Highway Administration	3,357,052	-	(3,357,052)
	D	Maintenance of Roads and Bridges	4,674,639	72,000	(4,602,639)
	D	Permanent Improvements	3,684,561	3,684,561	-
	D	Snow Removal	3,216,842	110,000	(3,106,842)
	E	Machinery	3,514,736	66,000	(3,448,736)
	E	Stockpile	297,500	-	(297,500)
Purchasing	A	Purchasing	1,267,805	160,000	(1,107,805)

Summary By Responsibility Center

Responsibility Center	Fund	Department Title	Appropriations	Est. Revenue	Net County Share
Safety	A	Safety Inspection	438,841	-	(438,841)
Social Services	A	Child Care	28,850,000	17,922,619	(10,927,381)
	A	Day Care	3,000,000	2,825,103	(174,897)
	A	Emergency Aid for Adults	140,000	70,630	(69,370)
	A	Family Assistance	9,660,000	6,407,381	(3,252,619)
	A	Home Energy Assistance	150,000	128,000	(22,000)
	A	Juvenile Delinquent	700,000	322,932	(377,068)
	A	Medical Assistance	25,000	(625,000)	(650,000)
	A	Medical Assistance - MMIS	34,603,036	650,000	(33,953,036)
	A	Safety Net	7,100,000	2,608,722	(4,491,278)
	A	Services for Recipients	750,000	617,872	(132,128)
	A	Social Services Administration	34,066,588	28,090,706	(5,975,882)
	A	State Training School	550,000	-	(550,000)
Tourism	A	Tourism	1,149,252	96,620	(1,052,632)
UCAT	A	Bus Operations	6,871,472	5,069,260	(1,802,212)
Veterans	A	Veterans Services	915,776	519,080	(396,696)
Weights & Measures	A	Weights & Measures	203,029	90,242	(112,787)
Youth Bureau	A	Youth Programs	492,675	262,892	(229,783)
		Total County Executive	289,397,616	248,293,546	(41,104,070)
Legislature					
	A	Conservation	441,500	-	(441,500)
	A	Contingent Account	700,000	-	(700,000)
	A	Elections	2,476,565	340,723	(2,135,842)
	A	Legislative Board	869,809	-	(869,809)
	A	Legislative Board, Clerk of	1,250,482	-	(1,250,482)
	A	Municipal Association Dues	40,438	-	(40,438)
	A	Other Economic Opportunity	28,750	-	(28,750)
	A	Libraries	80,835	-	(80,835)
	A	Other Performing Arts	109,250	-	(109,250)
	A	Other Home & Community Service	92,750	-	(92,750)
		Total Legislature	6,090,379	340,723	(5,749,656)
Comptroller					
	A	Comptroller	896,932	-	(896,932)
County Clerk					
	A	County Clerk	4,573,676	2,806,800	(1,766,876)
District Attorney					
	A	District Attorney	4,916,894	674,506	(4,242,388)
Sheriff					
	A	Municipal Court	-	-	-
	A	Drug Investigations	797,880	204,094	(593,786)
	A	Jail	23,082,881	323,700	(22,759,181)
	A	Sheriff	12,524,409	1,488,033	(11,036,376)
		Total Sheriff	36,405,170	2,015,827	(34,389,343)
ALL FUNDS					
		Totals	342,280,667	254,131,402	(88,149,265)
		Appropriated Fund Balance	-	12,581,507	12,581,507
		Real Property Tax	-	76,317,758	76,317,758
		Deferred Property Tax	-	(750,000)	(750,000)
		GRAND TOTALS	\$ 342,280,667	\$ 342,280,667	-

STATEMENT OF DEBT

As of September 30, 2019

DEBT OUTSTANDING	ISSUE DATE	MATURITY DATE	INTEREST RATE	PRINCIPAL OUTSTANDING
Serial Bonds: County				
Public Improvements (Refunding Bond)	June-2012	November-2024	4.29%	10,555,000
Law Enforcement Center (Refunding Bond)	June-2012	November-2029	4.44%	27,740,000
Public Improvements	November-2012	November-2027	2.22%	235,000
Public Improvements	November-2013	November-2028	2.53%	2,205,000
Public Improvements	November-2014	November-2027	2.00%	2,770,000
Public Improvements (Refunding Bond)	March-2015	November-2023	3.67%	3,009,815
Public Improvements	November-2015	November-2028	2.09%	4,410,000
Public Improvements	November-2016	November-2026	1.90%	149,976
Public Improvements	November-2016	November-2026	2.27%	10,300,000
Public Improvements	November-2017	November-2028	2.19%	7,225,000
Public Improvements	November-2018	November-2033	3.14%	6,994,000
Public Improvements (Refunding Bond)	November-2019	November-2027	4.39%	4,534,976
				\$ 80,128,767
Serial Bonds: UTASC				
Tobacco Bonds	September-2016	December-2034	2.00-6.75%	30,575,000
Tobacco Bonds	November-2005	December-2027	6.00-7.85%	4,192,579
				\$ 34,767,579
Total Serial Bonds: County				\$ 114,896,346
Serial Bonds: UCCC				
Public Improvements	November-2012	November-2027	2.22%	94,500
Public Improvements (Refunding Bond)	March-2015	November-2023	3.67%	645,185
Public Improvements	November-2016	November-2026	1.90%	143,700
Public Improvements (Refunding Bond)	November-2019	November-2027	4.39%	745,024
				\$ 1,628,409
Total Serial Bonds: UCCC				\$ 1,628,409
Total Serial Bonds per Long-Term Debt:				\$ 116,524,755

STATEMENT OF DEBT

As of September 30, 2019

DEBT OUTSTANDING	PROJECT #	ISSUE DATE	MATURITY DATE	INTEREST RATE	PRINCIPAL OUTSTANDING
<i>Bond Anticipation Notes:</i>					
South Putt Corners Road	336	November-2018	November-2019	3.25%	658,000
Reconstruction of Various Roads	414	November-2018	November-2019	3.25%	120,000
HVAC Weatherization Various Cnty Bldgs	392-402	November-2018	November-2019	3.25%	626,000
Walkill Bridge	439	November-2018	November-2019	3.25%	2,150,000
Hudson Valley Rail Trail	451	November-2018	November-2019	3.25%	375,000
Reconstruction of Various Roads	463	November-2018	November-2019	3.25%	320,000
Various Roads Slope Stabilization	475	November-2018	November-2019	3.25%	1,000,000
UCCC Technology Updrage	481	November-2018	November-2019	3.25%	50,000
Public Safety Training Center	483	November-2018	November-2019	3.25%	250,000
Public Safety Enterprise Software	487	November-2018	November-2019	3.25%	3,000,000
BRC Renovations Family Court	494	November-2018	November-2019	3.25%	8,000,000
Reconstruction of Various Roads	497	November-2018	November-2019	3.25%	390,000
County Fleet Vehicles	499	November-2018	November-2019	3.25%	717,000
Purchase Highway Equipment	500	November-2018	November-2019	3.25%	2,424,000
New Paltz Road Realignment	501	November-2018	November-2019	3.25%	320,000
DPW Admin Bldg Renovations	502	November-2018	November-2019	3.25%	148,000
Frost Valley Road S-Turn Project	504	November-2018	November-2019	3.25%	750,000
Replacement of Roofs	509	November-2018	November-2019	3.25%	1,250,000
Watson Hollow Road - Reconst.	511	November-2018	November-2019	3.25%	593,976
Ulster County Probation Building	512	November-2018	November-2019	3.25%	3,262,000
Highway Safety Program	520	November-2018	November-2019	3.25%	400,000
Asphalt Overlay Vaiours Roads	521	November-2018	November-2019	3.25%	4,685,000
Port Jackson Bridge #171	522	November-2018	November-2019	3.25%	100,000
Mundy Bridge #124	523	November-2018	November-2019	3.25%	100,000
Reconstruction of Various Roads	526	November-2018	November-2019	3.25%	425,000
<i>Total Bond Anticipation Notes:</i>					\$ 32,113,976
<i>TOTAL DEBT OUTSTANDING:</i> <i>(Includes Tobacco Debt of \$34,767,579)</i>					\$ 148,638,731

DEBT AUTHORIZED AND UNISSUED

As of September 30, 2019

SERIAL BONDS AUTHORIZED/UNISSUED	PROJECT NUMBER	AUTHORIZATION MONTH	Beginning Balance	AUTHORIZED AMOUNT UNISSUED
Tongore Bridge	261	Feb. 2017	12,860	7,777
Rail Trail Connector	334	Mar. 2010, Aug. 2014, Jun. 2018	129,349	84,156
ADA Compliance Projects	345-351	Sept. 2017	378,555	378,555
State Camp Bridge	388	Apr. 2013	300,000	300,000
Sundown Bridge	390	Apr. 2013	125,000	125,000
Fleet Service Bay Expansion	403	Apr. 2014	550,000	550,000
UC Brownfield Opportunity Study	409	May 2014	57,356	33,095
New Paltz Pool Repairs	414	Jun. 2014, Jan. 2016	688,000	688,000
Hudson Valley Rail Trail West	451	Feb. 2017	556,094	321,788
Perrine's Bridge Restoration	452	Apr. 2015	350,000	350,000
Building Security Improvements	455	May 2015	150,000	150,000
Varous County Buildings - HVAC Weatherization	392-402	Aug. 2015	2,500,000	2,500,000
Ashokan Rail Trail Project	459	Jul. 2018, Oct. 2018	5,046,191	6,046,191
DPW Fuel Tank Replacement	462	Jan. 2016	192,000	192,000
SUNY Ulster Furniture	465	Jan. 2016	97,158	61,615
SUNY Ulster Gym Wall Replacement	466	Jan. 2016, Jun. 2019	112,807	405,807
SUNY Ulster Vanerlyn Pedestrian Bridge Construction	468	Jan. 2016, Jun. 2019	172,821	266,290
SUNY Ulster Water Supply Extension Project	469	Jan. 2016	544,387	530,979
Slope Analysis & Stabilization	475	Mar. 2016, Apr. 2018, Oct. 2018	1,224,480	1,084,480
Midtown Linear Park	479	Dec. 2017	142,040	142,040
UCCC Technology Facility Upgrades	481	Jul. 2016	115,334	115,334
Countywide Radio System	482	Aug. 2016, Mar. 2019	420,000	992,721
Fire Training Center	483	Aug. 2016, Oct. 2018, Dec. 2018, Jul. 2019	467,000	6,877,855
Poorhouse Memorial	484	Mar. 2017	100,000	100,000
UCCC Water Storage Tank Replacement	485	Oct. 2016	300,000	290,162
UCCC Window Replacement Project	486	Oct. 2016, Sept. 2019	668,000	1,120,000
Public Safety Enterprise Software	487	Dec. 2016	3,000,000	3,000,000
Installation of Shoulders - New Paltz/Gardiner	488	Dec. 2016, Apr. 2018, Jul. 2018	777,298	678,035
UCCC Dewitt Library Roof Replacement	489	Dec. 2016, Jun. 2019, Aug. 2019	249,625	1,753,125
UCCC Facility Master Plan	491	Sept. 2018	175,000	285,000
UCCC Door Replacement Plan	493	Sept. 2018	612,000	612,000
Business Resource Center - Family Ct	494	Jan. 2017, Oct. 2017	8,746,410	8,746,410
Golden Hill Water Tower	495	Mar. 2017	640,640	640,640
New Paltz Road Realignment	501	Mar. 2017	320,000	320,000
Public Works Admin. Building Renovations	502	Mar. 2017	148,000	148,000
Wolven Bridge	505	Jul. 2017, Apr. 2018, Sept. 2018	280,172	244,085
Horsenden Pavement Overlay	507	Jul. 2017, Jun. 2018, Sept. 2018	93,758	93,580
Fantonekill Bridge Replacement	508	Jul. 2017, May 2018, Sept. 2018	275,515	237,274
Roof Replacement Program	509	Aug. 2017	1,580,000	1,580,000
Rehabilitation of Donahue Bridge	510	May 2018	236,930	236,930
Watson Hollow Slope Stabilization	511	Oct. 2017, Jun. 2018	278,055	278,055
Probation Building Construction	512	Nov. 2017, May 2018	3,262,200	3,262,200
UCAT Equipment & Facility Upgrades	513	Dec. 2017, Dec. 2018	1,027,914	935,944
Mass Transit Buses	514	Dec. 2017	1,488,613	1,142,081
Department of Motor Vehicles Bus	516	Dec. 2017	260,000	260,000
Purchase of County Fleet Vehicles	517	Feb. 2018	717,000	717,000
Purchase of County Highway Equipment	518	Feb. 2018	2,424,000	2,424,000
UCLEC Energy Upgrades	519	Mar. 2018, Sept. 2018, Jun. 2019	218,500	460,500
Highway Safety Program	520	Mar. 2018	400,000	400,000
Ashpalt Overlay of Various Roads	521	Mar. 2018	4,685,000	4,685,000
DPW Bridge Program - Port Jackson Bridge	522	Mar. 2018	147,000	147,000
DPW Bridge Program - Mundy Bridge	523	Mar. 2018	148,000	148,000

DEBT AUTHORIZED AND UNISSUED

As of September 30, 2019

SERIAL BONDS AUTHORIZED/UNISSUED	PROJECT NUMBER	AUTHORIZATION MONTH	Beginning Balance	AUTHORIZED AMOUNT UNISSUED
UCCC Burroughs Renovations	524	Mar. 2018	443,319	437,753
Reconstruction of Various Roads	525	Apr. 2018	425,000	425,000
Construction of Various Shoulders	526	May 2018	250,000	250,000
UCCC Classroom Renovations	527	Jun. 2018	435,284	435,284
Veterans' Cemetery	528	Oct. 2018, Aug. 2019	110,000	152,000
Mass Transit Buses	529	Dec. 2018	763,459	763,459
Stone House Bridge	530	Mar. 2019, Jun. 2019, Sept. 2019	-	235,000
Stone Arch Bridge	531	Mar. 2019, Sept. 2019	-	242,000
Enderly Bridge	532	Mar. 2019	-	108,000
Maltby Hollow Bridge Replacement	533	Mar. 2019	-	120,000
Reconstruction of Various Roads	534	Apr. 2019	-	425,000
Body Camera Purchase	535	Apr. 2019	-	251,076
Purchase of County Fleet Vehicles	537	Apr. 2019	-	805,000
Highway and Bridge Equipment Purchase	538	Apr. 2019	-	2,545,000
Shawangunk Kill Bridge Rehab	539	Apr. 2019	-	595,000
Samsonville Road Culvert	540	Apr. 2019	-	550,000
UCCC Facilities Equipment	541	Jun. 2019	-	76,500
UCCC HVAC Upgrades	542	Jul. 2019	-	200,000
Old Tongore Rd. Slope Stabilization	543	Jun. 2019	-	532,000
UC Fairgrounds ADA Parking	544	Jun. 2019	-	55,200
UCCC Furniture Replacement	545	Jun. 2019	-	300,000
UCCC Technology Upgrades	546	Jun., 2019	-	300,000
Bushkill Bridge Improvement	547	Jul. 2019	-	200,000
County Fairgrounds Improvements	550	Aug. 2019	-	90,000
Creekside Drive Road Settlement	551	Aug. 2019	-	360,000
TOTAL SERIAL BONDS/BANS				\$ 67,601,976
REVENUE ANTICIPATION NOTES				
Sales and Compensating Use Taxes		Jan. 2019		15,000,000
TOTAL REVENUE ANTICIPATION NOTES				\$ 15,000,000
TAX ANTICIPATION NOTES				
Real Property Taxes (2019)		Jan. 2019		20,000,000
TOTAL TAX ANTICIPATION NOTES				\$ 20,000,000
TOTAL DEBT AUTHORIZED AND UNISSUED:				\$ 102,601,976

Assessor's Report - 2019 - Prior Year File

NYS - Real Property System
County of Ulster

RPS221/V04/L001

S495 Exemption Impact Report
County Summary

Date/Time - 9/5/2019 11:51:34

Total Assessed Value \$ 19,992,727,154.00

Uniform Percentage

Equalized Total Assessed Value 22,594,956,937

Exemption Code	Exemption Name	Statutory Authority	Number of Exemptions	Total Equalized Value of Exemptions	Percent of Value Exempted
12100	NYS - GENERALLY	RPTL 404(1)	133	482,182,815	2.13
12350	PUBLIC AUTHORITY - STATE	RPTL 412	7	11,951,609	0.05
13100	CO - GENERALLY	RPTL 406(1)	75	132,718,443	0.59
13350	CITY - GENERALLY	RPTL 406(1)	160	102,377,865	0.45
13360	AQUEDUCTS OF NYC WATER SUPPLY	RPTL 406(4)	3	7,612,368	0.03
13440	CITY O/S LIMITS - SEWER OR WATER	RPTL 406(3)	7	1,265,144	0.01
13500	TOWN - GENERALLY	RPTL 406(1)	439	105,340,274	0.47
13650	VG - GENERALLY	RPTL 406(1)	85	30,137,897	0.13
13740	VG O/S LIMITS - SEWER OR WATER	RPTL 406(3)	11	1,016,442	0.00
13800	SCHOOL DISTRICT	RPTL 408	72	359,003,919	1.59
13850	BOCES	RPTL 408	5	2,466,632	0.01
13870	SPEC DIST USED FOR PURPOSE ESTAB	RPTL 410	52	26,583,689	0.12
13890	PUBLIC AUTHORITY - LOCAL	RPTL 412	2	3,657,534	0.02
14100	USA - GENERALLY	RPTL 400(1)	5	978,854	0.00
14110	USA - SPECIFIED USES	STATE L 54	16	6,997,764	0.03
18020	MUNICIPAL INDUSTRIAL DEV AGENCY	RPTL 412-a	33	195,970,668	0.87
18080	MUN HSNG AUTH-FEDERAL/MUN AIDED	PUB HSNG L 52(3)&(5)	1	7,576,000	0.03
21600	RES OF CLERGY - RELIG CORP OWNER	RPTL 462	49	21,207,684	0.09
25110	NONPROF CORP - RELIG(CONST PROT)	RPTL 420-a	468	491,927,811	2.18
25120	NONPROF CORP - EDUCL(CONST PROT)	RPTL 420-a	247	124,107,186	0.55
25130	NONPROF CORP - CHAR (CONST PROT)	RPTL 420-a	122	45,819,072	0.20
25210	NONPROF CORP - HOSPITAL	RPTL 420-a	39	56,938,845	0.25
25230	NONPROF CORP - MORAL/MENTAL IMP	RPTL 420-a	173	106,127,776	0.47
25300	NONPROF CORP - SPECIFIED USES	RPTL 420-b	120	43,815,647	0.19
26050	AGRICULTURAL SOCIETY	RPTL 450	5	1,060,083	0.00
26100	VETERANS ORGANIZATION	RPTL 452	16	4,128,090	0.02
26250	HISTORICAL SOCIETY	RPTL 444	26	4,161,873	0.02
26300	INTERDENOMINATIONAL CENTER	RPTL 430	2	435,900	0.00
26400	INC VOLUNTEER FIRE CO OR DEPT	RPTL 464(2)	110	46,085,742	0.20
27350	PRIVATELY OWNED CEMETERY LAND	RPTL 446	143	19,813,641	0.09
28120	NOT-FOR-PROFIT HOUSING CO	RPTL 422	2	1,372,578	0.01
28520	NOT-FOR-PROFIT NURSING HOME CO	RPTL 422	1	156,575	0.00
28540	NOT-FOR-PROFIT HOUS CO - HOSTELS	RPTL 422	16	7,538,515	0.03
28550	NOT-FOR-PROFIT HOUS CO-SR CITS CTR	RPTL 422	5	22,334,047	0.10
29500	PERFORMING ARTS BUILDING	RPTL 427	2	212,831	0.00
32252	NYS OWNED REFORESTATION LAND	RPTL 534	5	5,335,425	0.02
32301	NYS LAND TAXABLE FOR SCHOOL ONLY	RPTL 536	20	10,521,844	0.05
33201	TAX SALE - COUNTY OWNED	RPTL 406(5)	16	3,313,034	0.01
38260	MUN HSNG AUTH - NYS AIDED	PUB HSNG L 52(4)&(5)	3	13,501,000	0.06
41101	VETS EX BASED ON ELIGIBLE FUNDS	RPTL 458(1)	92	174,816	0.00
41102	VETS EX BASED ON ELIGIBLE FUNDS	RPTL 458(1)	21	42,663	0.00
41111	VET PRO RATA: FULL VALUE ASSMT	RPTL 458(5)	1	1,053	0.00
41120	ALT VET EX-WAR PERIOD-NON-COMBAT	RPTL 458-a	3150	95,390,915	0.42
41121	ALT VET EX-WAR PERIOD-NON-COMBAT	RPTL 458-a	3	120,594	0.00
41122	ALT VET EX-WAR PERIOD-NON-COMBAT	RPTL 458-a	7	163,410	0.00
41125	ALT VET EX-WAR PERIOD-NON-COMBAT	RPTL 458-a	5	200,467	0.00
41130	ALT VET EX-WAR PERIOD-COMBAT	RPTL 458-a	2371	119,216,078	0.53
41131	ALT VET EX-WAR PERIOD-COMBAT	RPTL 458-a	2	132,375	0.00
41132	ALT VET EX-WAR PERIOD-COMBAT	RPTL 458-a	4	186,317	0.00
41135	ALT VET EX-WAR PERIOD-COMBAT	RPTL 458-a	3	168,995	0.00
41140	ALT VET EX-WAR PERIOD-DISABILITY	RPTL 458-a	866	46,841,463	0.21
41141	ALT VET EX-WAR PERIOD-DISABILITY	RPTL 458-a	2	97,270	0.00
41145	ALT VET EX-WAR PERIOD-DISABILITY	RPTL 458-a	2	156,900	0.00
41150	COLD WAR VETERANS (10%)	RPTL 458-b	3	70,850	0.00
41155	COLD WAR VETERANS (10%)	RPTL 458-b	2	60,000	0.00
41160	COLD WAR VETERANS (15%)	RPTL 458-b	2	44,040	0.00
41161	COLD WAR VETERANS (15%)	RPTL 458-b	111	3,366,364	0.01
41162	COLD WAR VETERANS (15%)	RPTL 458-b	393	11,810,250	0.05

Assessor's Report - 2019 - Prior Year File

RPS221/V04/L001

NYS - Real Property System
County of Ulster

S495 Exemption Impact Report
County Summary

Date/Time - 9/5/2019 11:51:34
Total Assessed Value \$ 19,992,727,154.00
Uniform Percentage

Equalized Total Assessed Value 22,594,956,937

Exemption Code	Exemption Name	Statutory Authority	Number of Exemptions	Total Equalized Value of Exemptions	Percent of Value Exempted
41170	COLD WAR VETERANS (DISABLED)	RPTL 458-b	1	64,500	0.00
41171	COLD WAR VETERANS (DISABLED)	RPTL 458-b	27	939,377	0.00
41172	COLD WAR VETERANS (DISABLED)	RPTL 458-b	16	592,205	0.00
41300	PARAPLEGIC VETS	RPTL 458(3)	3	963,832	0.00
41400	CLERGY	RPTL 460	38	65,449	0.00
41692	VOLUNTEER FIREFIGHTERS AND AMBULANCE WORKERS IN CERTAIN COUN	RPTL 466-c,d,e,f,g,h&i	2	6,159	0.00
41700	AGRICULTURAL BUILDING	RPTL 483	49	6,587,301	0.03
41720	AGRICULTURAL DISTRICT	AG-MKTS L 305	1135	126,409,222	0.56
41730	AGRIC LAND-INDIV NOT IN AG DIST	AG MKTS L 306	163	12,488,948	0.06
41750	AG LAND ELIGIBLE FOR AG ASSMT	AG-MKTS 305(7)	11	447,074	0.00
41800	PERSONS AGE 65 OR OVER	RPTL 467	1442	119,150,810	0.53
41801	PERSONS AGE 65 OR OVER	RPTL 467	637	43,400,891	0.19
41802	PERSONS AGE 65 OR OVER	RPTL 467	743	43,869,438	0.19
41805	PERSONS AGE 65 OR OVER	RPTL 467	512	36,768,261	0.16
41822	LIVING QUARTERS FOR PARENTS AND GRANDPARENTS	RPTL 469	12	685,087	0.00
41900	PHYSICALLY DISABLED	RPTL 459	3	74,945	0.00
41901	PHYSICALLY DISABLED	RPTL 459	1	38,750	0.00
41930	DISABILITIES AND LIMITED INCOMES	RPTL 459-c	52	4,539,991	0.02
41931	DISABILITIES AND LIMITED INCOMES	RPTL 459-c	50	3,657,914	0.02
41932	DISABILITIES AND LIMITED INCOMES	RPTL 459-c	68	4,532,325	0.02
41935	DISABILITIES AND LIMITED INCOMES	RPTL 459-c	27	2,603,784	0.01
42100	SILOS, MANURE STORAGE TANKS,	RPTL 483-a	3	11,830	0.00
42120	TEMPORARY GREENHOUSES	RPTL 483-c	9	464,000	0.00
42130	FARM OR FOOD PROCESSING LABOR CAMPS OR COMMISSARIES	RPTL 483-d	53	3,960,459	0.02
47100	Mass Telecomm Ceiling	RPTL S499-qqqq	32	4,179,729	0.02
47200	RAILROAD - PARTIALLY EXEMPT	RPTL 489-d&dd	8	36,128,145	0.16
47450	FOREST/REF LAND - FISHER ACT	RPTL 480	12	2,304,057	0.01
47460	FOREST LAND CERTD AFTER 8/74	RPTL 480-a	338	40,124,520	0.18
47610	BUSINESS INVESTMENT PROPERTY POST 8/5/97	RPTL 485-b	51	9,447,383	0.04
47611	BUSINESS INVESTMENT PROPERTY POST 8/5/97	RPTL 485-b	14	3,139,676	0.01
47612	BUSINESS INVESTMENT PROPERTY POST 8/5/97	RPTL 485-b	1	255,842	0.00
47615	BUSINESS INVESTMENT PROPERTY POST 8/5/97	RPTL 485-b	27	13,621,110	0.06
48650	LTD PROF HOUSING CO	P H FI L 33,556,654-a	2	13,797,000	0.06
48660	HOUSING DEVELOPMENT FUND CO	P H FI L 577,654-a	5	25,728,521	0.11
48675	REDEVELOPMENT HOUSING CO	P H FI L 125 & 127	2	1,426,992	0.01
48690	REDEVELOPMENT CO - PHASE OUT	RPTL 423	1	1,384,100	0.01
49500	SOLAR OR WIND ENERGY SYSTEM	RPTL 487	365	6,657,465	0.03
50000	SYSTEM CODE	STATUTORY AUTH NOT DEFINED	5	551,557	0.00
50001	SYSTEM CODE	STATUTORY AUTH NOT DEFINED	16	10,043,419	0.04
50002	SYSTEM CODE	STATUTORY AUTH NOT DEFINED	8	-	0.00
50005	SYSTEM CODE	STATUTORY AUTH NOT DEFINED	2	1,206,960	0.01
51001	SYSTEM CODE	STATUTORY AUTH NOT DEFINED	239	27,465,293	0.12
Total Exemptions Exclusive of System Exemptions:			15651	3,356,515,028	14.86
Total System Exemptions:			270	39,267,229	0.17
Totals:			15921	3,395,782,257	15.03

Values have been equalized using the Uniform Percentage of Value. The Exempt amounts do not take into consideration, payments in lieu of taxes or other payments for municipal services

Amount, if any, attributable to payments in lieu of taxes: